

PROFILE

Frameless Doors



SLIDING
DOORS



Allows entrances with an avant-garde, elegant design.

MORDAZA clamp model are two 180 mm-long clamp profiles that are fixed to the carrier's leaf support, leaving the glass without frame profiles in the rest of the leaf's perimeter.

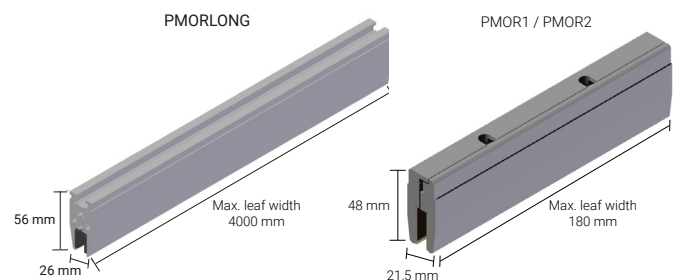
Thanks to non-slip material inside the clamp, it supports the glass by pressure, guaranteeing a secure grip of up to 100 kg per leaf.

Another option that we offer is the PMORLONG profile, the difference being that this profile is cut to fit the total width of the leaf, and its appearance is similar to the PINZA model.

MAXIMUM VISIBILITY

EASY INSTALLATION

SUITABLE FOR THE OPERATORS ERTAIN AND GLOBAL



MORDAZA

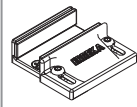
PROFILE

TECHNICAL FEATURES

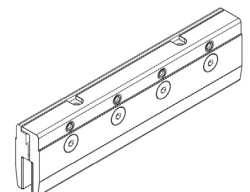
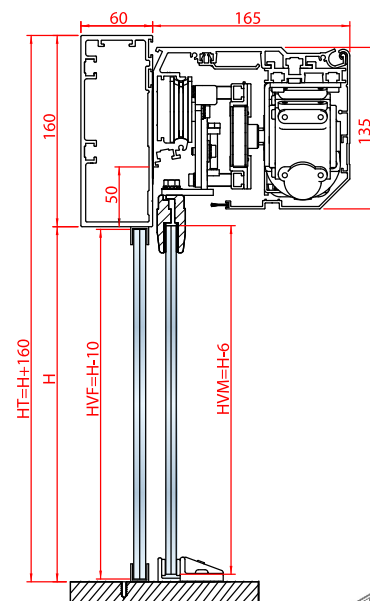
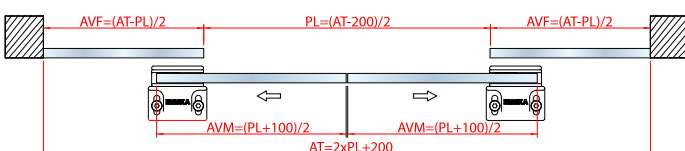
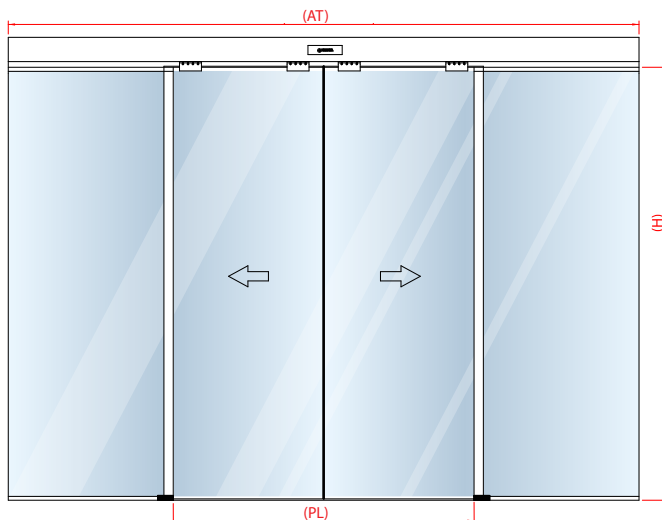
	PMOR1	PMOR2	PMORLONG
Dimension: L X H X D	180 mm x 48 mm x 21,5 mm		4000 mm x 56 mm x 26 mm
Material	aluminium		
Standard colour	silver		
Max. door leaf size	2500 mm / 100 kg		2500 mm / 80 kg
Leaf width	Mín. 500 mm - Max.1500 mm		
Glass fastening	clamping screw pressure		clamping screw-nuts pressure
Fastening to carrier	adjustable carrier bracket		fastening nuts and adjustable carrier bracket
Glass thickness	8 mm -10 mm	12 mm	10 mm

ACCESSORIES

OTHER ACCESSORIES

GUIA01	Outer floor guide		It is suitable for linear sliding doors.
--------	-------------------	---	--

INSTALLATION LAYOUT



Each moving leaf require two clamps (PMOR1 o PMOR2) of 180mm length or one clamp PMORLONG of 4000 mm.